



Industrial Batteries – Marathon T
AGM long-term power on modular basis.

Marathon T: Modular concept for ETSI-, 19" and 23" standards.

Marathon T Specifications

- Marathon T batteries are reliable compact front terminal AGM power packages offering a simplified modular power concept
- Designed for user-friendly front connector assembly
- Absolutely maintenance-free during the whole service life
- Central degassing
- Nominal capacity from 35 up to 130 Ah
- 12 years design life at 20°C ambient temperature (80% remaining capacity) in combination with extraordinary high current performance
- Optional case material acc. to UL 94-V0
- Grid plate construction consisting of a lead calcium alloy
- Low self-discharge rate
- Short recharging time
- Safe under deep discharge conditions according to DIN 43539 T5
- Trouble-free transportation of operational blocks, no restrictions for most air, rail and sea-transportation (IATA, DGR clause A 67)
- Completely recyclable

Applications

Well graded capacities make Marathon T batteries especially suited for telecommunications. Furthermore this range also offers great benefits for other security applications where the continuity of power is important.



Marathon T

Constant Current Discharge

1.90 Volt/Cell – Discharge in A at 20°C								
Type	30'	45'	1 h	3 h	5 h	8 h	10 h	20 h
T 12 V 35 M6	27.2	21.1	17.5	8.1	5.4	3.6	3.1	1.6
T 12 V 50 M6	36.5	28.7	23.9	10.9	7.3	4.9	4.1	2.1
T 12 V 60 M6	46.5	36.0	29.8	13.7	9.1	6.2	5.1	2.7
T 12 V 75 M8	57.2	45.0	37.4	17.2	11.7	7.9	6.6	3.5
T 12 V 100 M8	72.5	57.8	48.6	22.8	15.7	10.7	8.9	4.7
T 12 V 130 M8	93.0	74.0	62.0	29.1	19.8	13.6	11.3	6.0

1.85 Volt/Cell – Discharge in A at 20°C								
Type	30'	45'	1 h	3 h	5 h	8 h	10 h	20 h
T 12 V 35 M6	32.2	24.6	20.4	9.0	6.0	4.0	3.3	1.7
T 12 V 50 M6	42.7	33.2	27.5	12.1	8.0	5.4	4.5	2.3
T 12 V 60 M6	55.0	42.1	34.4	15.3	10.1	6.8	5.6	3.0
T 12 V 75 M8	67.5	52.5	43.4	19.3	13.0	8.8	7.3	3.8
T 12 V 100 M8	88.8	69.4	57.7	25.7	17.5	11.9	9.8	5.2
T 12 V 130 M8	111.5	88.0	72.8	32.7	21.9	14.9	12.4	6.5

1.80 Volt/Cell – Discharge in A at 20°C								
Type	30'	45'	1 h	3 h	5 h	8 h	10 h	20 h
T 12 V 35 M6	36.0	27.3	22.3	9.5	6.2	4.2	3.5	1.8
T 12 V 50 M6	47.3	36.2	29.8	12.7	8.3	5.6	4.7	2.5
T 12 V 60 M6	60.2	45.5	37.0	15.9	10.5	7.1	5.9	3.1
T 12 V 75 M8	75.0	57.5	47.4	20.4	13.5	9.1	7.6	4.0
T 12 V 100 M8	100.0	76.9	62.8	27.4	18.1	12.3	10.2	5.4
T 12 V 130 M8	126.0	96.7	79.5	34.5	22.6	15.4	12.9	6.9

1.75 Volt/Cell – Discharge in A at 20°C								
Type	30'	45'	1 h	3 h	5 h	8 h	10 h	20 h
T 12 V 35 M6	38.1	28.4	23.1	9.7	6.3	4.2	3.5	1.9
T 12 V 50 M6	50.0	37.8	30.9	13.0	8.5	5.7	4.7	2.5
T 12 V 60 M6	62.5	47.2	38.4	16.3	10.7	7.2	5.9	3.2
T 12 V 75 M8	79.5	60.5	49.3	20.9	13.7	9.2	7.6	4.1
T 12 V 100 M8	105.0	80.2	65.4	28.0	18.5	12.4	10.3	5.5
T 12 V 130 M8	133.0	101.0	82.5	35.3	22.9	15.5	13.0	7.0

1.70 Volt/Cell – Discharge in A at 20°C								
Type	30'	45'	1 h	3 h	5 h	8 h	10 h	20 h
T 12 V 35 M6	39.3	29.3	23.6	9.8	6.4	4.3	3.5	1.9
T 12 V 50 M6	52.3	39.4	31.7	13.2	8.6	5.7	4.7	2.5
T 12 V 60 M6	65.0	48.3	39.2	16.6	10.8	7.2	5.9	3.2
T 12 V 75 M8	83.0	62.6	50.7	21.2	13.8	9.3	7.7	4.1
T 12 V 100 M8	110.0	83.0	67.2	28.5	18.7	12.5	10.3	5.5
T 12 V 130 M8	140.0	104.5	84.6	35.6	23.1	15.6	13.0	7.0

1.65 Volt/Cell – Discharge in A at 20°C								
Type	30'	45'	1 h	3 h	5 h	8 h	10 h	20 h
T 12 V 35 M6	40.0	29.8	24.0	10.0	6.5	4.3	3.5	1.9
T 12 V 50 M6	53.3	39.9	32.2	13.3	8.7	5.8	4.7	2.5
T 12 V 60 M6	66.5	49.3	39.6	16.7	10.8	7.2	6.0	3.2
T 12 V 75 M8	85.0	63.6	51.4	21.5	14.1	9.4	7.7	4.1
T 12 V 100 M8	113.0	84.7	68.1	28.8	18.9	12.6	10.3	5.5
T 12 V 130 M8	143.0	106.0	85.2	35.9	23.3	15.7	13.1	7.0

1.60 Volt/Cell – Discharge in A at 20°C								
Type	30'	45'	1 h	3 h	5 h	8 h	10 h	20 h
T 12 V 35 M6	40.5	30.1	24.2	10.0	6.5	4.3	3.5	1.9
T 12 V 50 M6	54.0	40.1	32.4	13.4	8.7	5.8	4.8	2.5
T 12 V 60 M6	67.3	49.8	39.9	16.7	10.9	7.3	6.0	3.2
T 12 V 75 M8	86.0	64.0	51.7	21.6	14.2	9.4	7.7	4.1
T 12 V 100 M8	115.0	85.2	68.6	29.0	19.0	12.7	10.4	5.6
T 12 V 130 M8	145.0	107.0	85.7	36.1	23.4	15.8	13.1	7.0

Constant Power Discharge

1.90 Volt/Cell – Discharge in W/Block at 20°C								
Type	30'	45'	1 h	3 h	5 h	8 h	10 h	20 h
T 12 V 35 M6	289.0	236.0	200.0	96.6	64.8	44.2	36.8	19.8
T 12 V 50 M6	381.0	311.0	264.0	128.5	86.4	59.0	49.1	26.4
T 12 V 60 M6	530.0	419.0	346.0	164.0	109.5	74.4	61.9	33.2
T 12 V 75 M8	665.0	525.0	438.0	206.0	139.5	95.4	79.4	42.7
T 12 V 100 M8	840.0	680.0	575.0	276.0	187.0	128.0	106.6	57.3
T 12 V 130 M8	1100.0	880.0	740.0	349.0	237.0	162.0	134.0	72.0

1.85 Volt/Cell – Discharge in W/Block at 20°C								
Type	30'	45'	1h	3h	5h	8h	10h	20h
T 12 V 35 M6	353.0	281.0	234.0	107.2	71.7	48.2	40.0	21.5
T 12 V 50 M6	467.0	372.0	311.0	142.5	94.8	64.4	53.5	28.7
T 12 V 60 M6	620.0	480.0	396.0	180.0	120.0	81.3	67.5	36.1
T 12 V 75 M8	783.0	610.0	506.0	229.0	152.5	104.3	86.6	46.4
T 12 V 100 M8	1010.0	795.0	666.0	307.0	205.0	140.0	116.2	62.3
T 12 V 130 M8	1275.0	1010.0	846.0	388.0	260.0	177.0	147.0	79.0

1.80 Volt/Cell – Discharge in W/Block at 20°C								
Type	30'	45'	1h	3h	5h	8h	10h	20h
T 12 V 35 M6	397.0	309.0	257.0	111.7	73.6	49.8	41.5	22.3
T 12 V 50 M6	525.0	410.0	341.0	148.5	98.2	66.6	55.5	29.8
T 12 V 60 M6	675.0	516.0	423.0	187.0	124.3	84.1	70.0	37.5
T 12 V 75 M8	855.0	658.0	545.0	238.0	158.0	107.6	89.8	48.2
T 12 V 100 M8	1115.0	875.0	730.0	320.0	212.0	144.5	120.5	64.7
T 12 V 130 M8	1390.0	1090.0	905.0	403.0	268.0	183.0	152.5	81.0

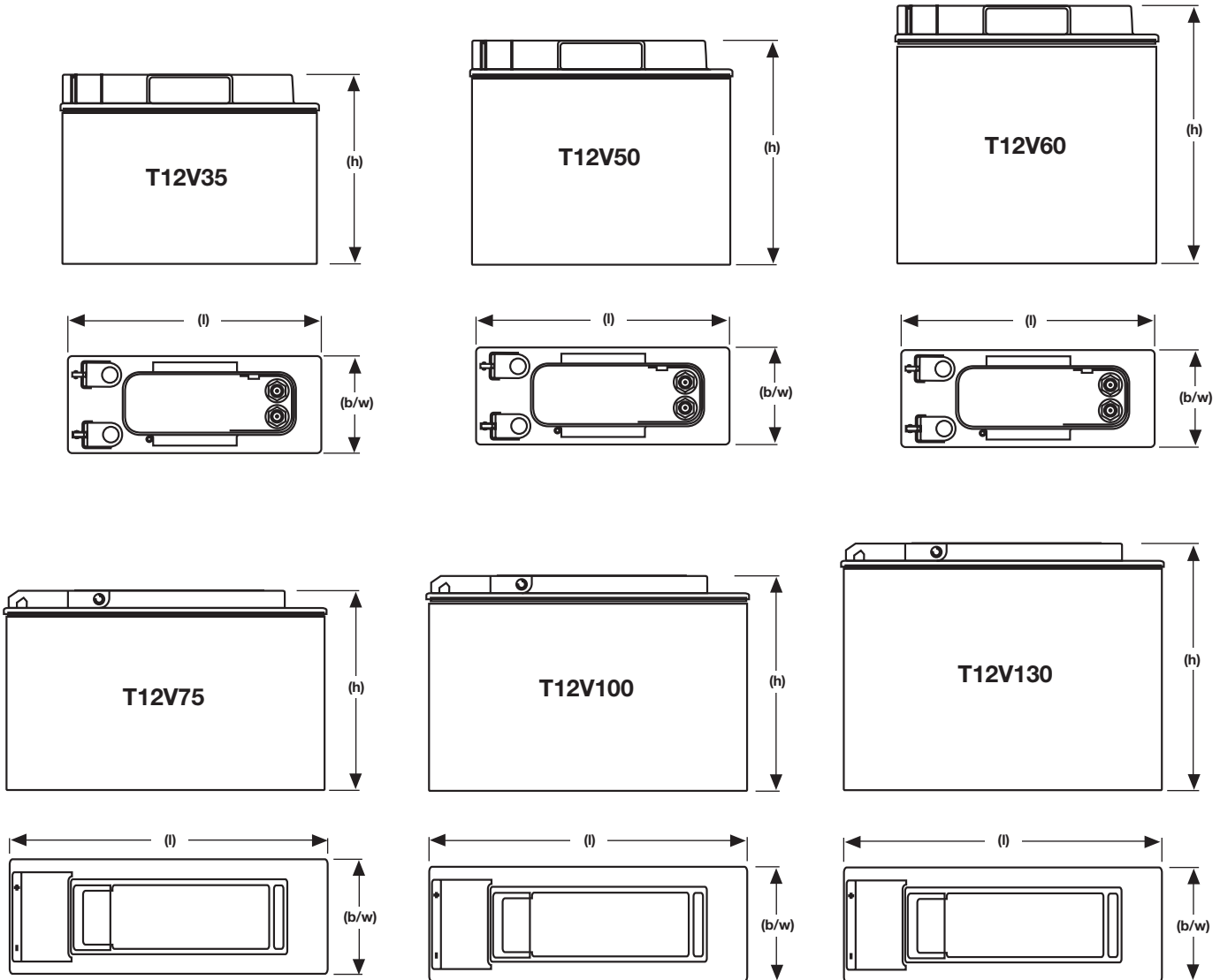
1.75 Volt/Cell – Discharge in W/Block at 20°C								
Type	30'	45'	1h	3h	5h	8h	10h	20h
T 12 V 35 M6	422.0	324.0	264.0	113.2	74.7	50.3	41.8	22.5
T 12 V 50 M6	559.0	429.0	350.0	150.5	99.6	67.2	55.9	30.0
T 12 V 60 M6	710.0	537.0	435.0	190.4	125.6	84.9	70.5	37.8
T 12 V 75 M8	895.0	682.0	558.0	241.0	160.0	108.8	90.4	48.5
T 12 V 100 M8	1185.0	915.0	749.0	324.0	215.0	146.0	121.4	65.1
T 12 V 130 M8	1470.0	1135.0	930.0	409.0	272.0	185.0	153.5	82.0

1.70 Volt/Cell – Discharge in W/Block at 20°C								
Type	30'	45'	1h	3h	5h	8h	10h	20h
T 12 V 35 M6	436.0	331.0	270.0	114.2	75.4	50.7	42.0	22.6
T 12 V 50 M6	577.0	438.0	358.0	152.0	100.6	67.8	56.2	30.2
T 12 V 60 M6	726.0	547.0	445.0	191.7	126.5	85.5	70.9	38.0
T 12 V 75 M8	919.0	696.0	565.0	243.0	162.0	109.5	90.9	48.8
T 12 V 100 M8	1225.0	935.0	766.0	328.0	217.5	147.0	122.0	65.5
T 12 V 130 M8	1510.0	1160.0	950.0	414.0	275.0	186.0	154.0	83.0

1.65 Volt/Cell – Discharge in W/Block at 20°C								
Type	30'	45'	1h	3h	5h	8h	10h	20h
T 12 V 35 M6	443.0	335.0	272.0	115.4	75.7	51.0	42.2	22.7
T 12 V 50 M6	587.0	444.0	361.0	153.5	100.9	68.1	56.4	30.3
T 12 V 60 M6	738.0	552.0	450.0	192.4	126.8	85.7	71.1	38.1
T 12 V 75 M8	930.0	701.0	569.0	245.0	162.5	110.3	91.3	49.0
T 12 V 100 M8	1245.0	950.0	773.0	331.0	218.5	148.0	122.5	65.7
T 12 V 130 M8	1530.0	1170.0	955.0	417.0	276.0	187.0	154.5	83.0

1.60 Volt/Cell – Discharge in W/Block at 20°C								
Type	30'	45'	1h	3h	5h	8h	10h	20h
T 12 V 35 M6	449.0	337.0	274.0	115.7	75.8	51.1	42.3	22.7
T 12 V 50 M6	594.0	447.0	363.0	154.0	101.1	68.3	56.5	30.4
T 12 V 60 M6	745.0	555.0	452.0	193.0	127.0	85.8	71.2	38.2
T 12 V 75 M8	936.0	704.0	571.0	246.0	163.0	110.6	91.4	49.1
T 12 V 100 M8	1260.0	955.0	777.0	332.0	219.0	148.5	122.7	65.9
T 12 V 130 M8	1540.0	1175.0	960.0	419.0	277.0	188.0	155.0	83.0

Technical Characteristics and Data



Valve regulated lead-acid



Grid plate



Nominal capacity 30 - 130 Ah



Block battery



Service life: 12 years



Completely maintenance-free



Proof against deep discharge acc. to DIN 43539 T5



Recyclable

Technical Characteristics and Data

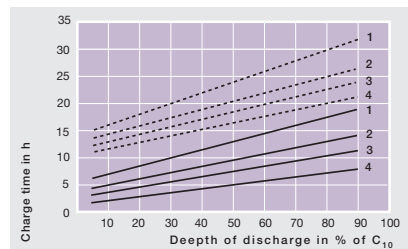
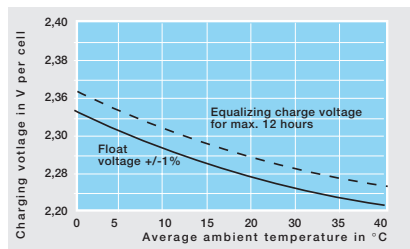
Standard

Typ	Part Number	Voltage (V)	Capacity (Ah)			L x W x H (mm)			Weight (kg)	Internal resistance IEC 896-2 (m Ω)	Max. dis. current IEC 896-2 (A)	Type of Terminals
			10h 1.80 V/Cell 20°C	8h 1.80 V/Cell 20°C	1h 1.60 V/Cell 20°C							
T12V35	NATF120035HMOMA	12	35	37.6	24.5	280	108	194	14.6	8.8	1300	M6
T12V50	NATF120050HMOMA	12	47	50.4	32.6	280	108	236	18.7	7.4	1700	M6
T12V60	NATF120060HMOMA	12	59	63.2	41.2	280	108	281	23.1	6.2	2100	M6
T12V75	NATF120075HMOMA	12	76	81.6	52.1	548	115	188	31.3	4.7	2700	M8
T12V100	NATF120100HMOMA	12	102	109.6	69.9	548	115	230	40.3	3.6	3600	M8
T12V130	NATF120130HMOMA	12	129	138.6	88.3	548	115	275	50	3.1	4500	M8

Optional case material UL 94 V-0

Typ	Part Number	Voltage (V)	Capacity (Ah)			L x W x H (mm)			Weight (kg)	Internal resistance IEC 896-2 (m Ω)	Max. dis. current IEC 896-2 (A)	Type of Terminals
			10h 1.80 V/Cell 20°C	8h 1.80 V/Cell 20°C	1h 1.60 V/Cell 20°C							
T12V35	NATF120035VMOMA	12	35	37.6	24.5	280	108	194	14.6	8.8	1300	M6
T12V50	NATF120050VMOMA	12	47	50.4	32.6	280	108	236	18.7	7.4	1700	M6
T12V60	NATF120060VMOMA	12	59	63.2	41.2	280	108	281	23.1	6.2	2100	M6
T12V75	NATF120075VMOMA	12	76	81.6	52.1	548	115	188	31.3	4.7	2700	M8
T12V100	NATF120100VMOMA	12	102	109.6	69.9	548	115	230	40.3	3.6	3600	M8
T12V130	NATF120130VMOMA	12	129	138.6	88.3	548	115	275	50	3.1	4500	M8

For charging 2.27 V/cell is recommended. The charging voltage must be compensated according to the curve for continuously different battery ambient temperature.

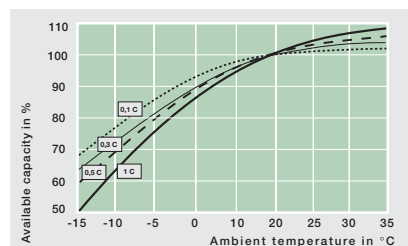
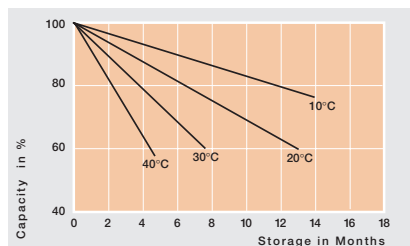


Current limitation (in A):
 1 = 0.05 C₁₀ 3 = 0.1 C₁₀
 2 = 0.075 C₁₀ 4 = 0.2 C₁₀

Battery recharged at:
 - - - - - 90%
 ————— 100%

Recharging time in dependence of charging current (guide values) at 20°C and with charging voltage of 2.27 V/cell.

Self-discharge in relation to the storage temperature.



Capacity in relation to temperature.

Exide Technologies Network Power – The Industry Leader.



ABSOLYTE™

MARATHON™

Sprinter™



Classic™

Powerfit™

Exide Technologies Network Power Division is a global leader in stored electrical energy solutions for all major critical reserve power applications and needs. Network power applications include communication/data networks, UPS systems for computers and control systems, electrical power generation and distribution systems, as well as a wide range of other industrial standby power applications. With a strong manufacturing base in both North America and Europe and a truly global reach (operations in more than 80 countries) in sales and service, Exide Technologies Network Power Division is best positioned to satisfy your back up power needs locally as well as all over the world.

Based on over 100 years of technological innovation the Network Power Division leads the industry with the most recognized global brands such as Absolyte, Sonnenschein, Marathon, Sprinter, and Flooded Classic. They have come to symbolize quality, reliability, performance and excellence in all the markets served.

Exide Technologies takes pride in its commitment to a better environment. Its Total Battery Management program, an integrated approach to manufacturing, distributing and recycling of lead acid batteries, has been developed to ensure a safe and responsible life cycle for all of its products.

EXIDE Technologies
Network Power
Im Thiergarten
63654 Büdingen
Germany
Tel.: +49 (0)60 42/81 70
Fax: +49 (0)60 42/81 233

GNB Industrial Power
829 Parkview Boulevard
Lombard, IL 60148-3249
U.S.A.

Tel.: +1 630.629.5200
Fax: +1 630.629.2635

www.networkpower.exide.com

EXIDE
TECHNOLOGIES